



District Report Card: 2017


State: Rajasthan	District: Jaipur
Class: 8	Subject: Science
Schools: 51	Students: 1205


Participation/Coverage


Students

<div>GENDER</div> <div></div>	Boys				Girls			
	Number		%		Number		%	
	480		39.83		725		60.17	

<div>AREA</div> <div></div>	Rural				Urban			
	Number		%		Number		%	
	1018		84.48		187		15.52	

<div>CATEGORY</div> <div></div>	SC		ST		OBC		GEN	
	Number	%	Number	%	Number	%	Number	%
	307	25.48	137	11.37	593	49.21	168	13.94

<div>CWSN</div> <div></div>	LD	VI	HI	S&LD	ID	Oth
	4	3	0	0	0	6

<div>Management</div> <div></div>	Government			Government-aided		
	Number		%	Number		%
	1205		100.00	0		0.00

Average Performance of Students in Science (%)

Overall	Gender		Area		Management		Social Group			
	Male	Female	Rural	Urban	Govt.	Aided	SC	ST	OBC	GEN
65.74	63.56	67.19	64.93	70.16	65.74	0.00	64.86	66.33	66.18	65.32

Performance on Learning Outcomes (LOs)

Learning Outcomes	Description	Average Performance(%)
SCI703	Classifies materials and organisms based on properties/characteristics	66.72
SCI704	Conducts simple investigation to seek answers to queries	39.03
SCI705	Relates processes and phenomenon with causes	59.70
SCI708	Measures and calculates e.g., temperature; pulse rate; speed of moving objects; time period of a simple pendulum, etc.	76.27
SCI710	Plots and interprets graphs	67.55
SCI711	Constructs models using materials from surroundings and explains their working	59.40
SCI801	Differentiates materials, organism and processes	76.57
SCI804	Relates processes and phenomenon with causes	72.71
SCI805	Explains processes and phenomenon	56.05
SCI807	Measures angles of incidence and reflection, etc.	62.82
SCI811	Applies learning of scientific concepts in day-to-day life	72.62
SCI813	Makes efforts to protect environment	80.33

Range of Performance of Students who Answered Correctly							
Below 30%		30% - 50%		50% - 75%		Above 75%	
Number	%	Number	%	Number	%	Number	%
92	7.63	165	13.69	531	44.07	417	34.61

Lowest Performing Learning Outcomes (LOs)

- 1 - Conducts simple investigation to seek answers to queries (39.03)
- 2 - Explains processes and phenomenon (56.05)
- 3 - Constructs models using materials from surroundings and explains their working (59.40)
- 4 - Relates processes and phenomenon with causes (59.70)
- 5 - Measures angles of incidence and reflection, etc. (62.82)